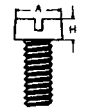
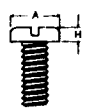
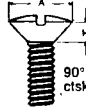
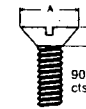
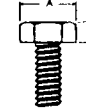
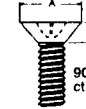
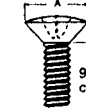
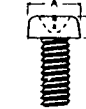


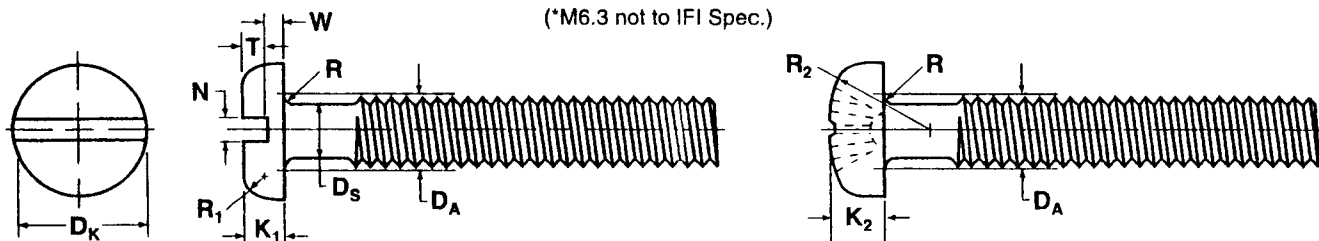
For Approximate Reference Only

All Dimensions in Millimetres																
	DIN 84		DIN 85		DIN 964		DIN 963		DIN 933/931		DIN 965		DIN 966		DIN 7985	
DIA.	A	H	A	H	A	H	A	H	A	H	A	H	A	H	A	H
M1	2	0.7			1.9	0.6	1.9	0.6								
M1.2	2.3	0.8			2.3	0.72	2.3	0.72								
M1.4	2.6	0.9			2.6	0.84	2.6	0.84								
M1.6	3	1			3	0.96	3	0.96	3.2	1.1	3	0.96	3	0.96	3.2	1.3
M1.7	3.2	1.1							3.5	1.2						
M1.8	3.4	1.2														
M2	3.8	1.3			3.8	1.2	3.8	1.2	4	1.4	3.8	1.2	3.8	1.2	4	1.6
M2.3	4.4	1.5							4.5	1.6						
M2.5	4.5	1.6			4.7	1.5	4.7	1.5	5	1.7	4.7	1.5	4.7	1.5	5	2
M2.6	5	1.7							5	1.8						
M3	5.5	2	6	1.8	5.6	1.65	5.6	1.65	5.5	2	5.6	1.65	5.6	1.65	6	2.4
M3.5	6	2.4	7	2.1	6.5	1.93	6.5	1.93	6	2.4	6.5	1.93	6.5	1.93	7	2.7
M4	7	2.6	8	2.4	7.5	2.2	7.5	2.2	7	2.8	7.5	2.2	7.5	2.2	8	3.1
M5	8.5	3.3	10	3	9.2	2.5	9.2	2.5	8	3.5	9.2	2.5	9.2	2.5	10	3.8
M6	10	3.9	12	3.6	11	3	11	3	10	4	11	3	11	3	12	4.6
M8	13	5	16	4.8	14.5	4	14.5	4	13	5.5	14.5	4	14.5	4	16	6
M10	16	6	20	6	18	5	18	5	17	7	18	5	18	5	20	7.5

The approved NORTH AMERICAN STYLE, METRIC, SLOTTED and PHILLIPS PAN HEAD MACHINE SCREW fully meets the specifications of IFI 513, 1982. The head dimensions and contours differ from the European Style DIN 85, and instead, conform to the traditional style which is preferred by Canadian customers. The Metric coarse thread is interchangeable with all other coarse-threaded Metric fasteners as listed in this catalog.

MACHINE SCREWS - SLOTTED and PHILLIPS PAN HEAD Head Style is to IFI 513, 1982

(*M6.3 not to IFI Spec.)



Nom Screw Size and Thread Pitch	D _s		D _k		K ₁		K ₂		R ₁	R ₂	D _A		N		T	Un-slotted Thickness
	Body Dia.		Head Dia.		Head Height				Head Radius (Std.)	Head Radius (Phillips)	Fillet Transition Dia.	Fillet Radius	Slot Width		Slot Depth	Min.
	Max.	Min.	Max.	Min.	Slotted Head		Phillips Head						Max.	Min.		
	Max.	Min.	Max.	Min.	Max.	Min.	Max.	Min.	Max.	Ref.	Max.	Min.	Max.	Min.	Min.	Min.
M2 x 0.4	2.00	1.65	4.0	3.7	1.3	1.1	1.6	1.4	0.8	3.2	2.6	0.1	0.7	0.5	0.5	0.4
M2.5 x 0.45	2.50	2.12	5.0	4.7	1.5	1.3	2.1	1.9	1.0	4.0	3.1	0.1	0.8	0.6	0.6	0.5
M3 x 0.5	3.00	2.58	5.6	5.3	1.8	1.6	2.4	2.2	1.2	5.0	3.5	0.1	1.0	0.8	0.7	0.7
M3.5 x 0.6	3.50	3.00	7.0	6.6	2.1	1.9	2.6	2.3	1.4	6.0	4.1	0.1	1.2	1.0	0.8	0.8
M4 x 0.7	4.00	3.43	8.0	7.6	2.4	2.2	3.1	2.8	1.6	6.5	4.7	0.2	1.5	1.2	1.0	0.9
M5 x 0.8	5.00	4.36	9.5	9.1	3.0	2.7	3.7	3.4	2.0	8.0	5.7	0.2	1.5	1.2	1.2	1.2
M6 x 1	6.00	5.21	12.0	11.5	3.6	3.3	4.6	4.3	2.5	10.0	6.8	0.3	1.9	1.6	1.4	1.4
M6.3 x 1*	6.30	5.51	12.0	11.6	3.9	3.5	4.3	4.0	2.5	13	-	0.3	1.9	1.6	1.7	1.4
M8 x 1.25	8.00	7.04	16.0	15.5	4.8	4.5	6.0	5.6	3.2	13.0	9.2	0.4	2.3	2.0	1.9	1.9
M10 x 1.5	10.00	8.86	20.0	19.4	6.0	5.7	7.5	7.1	4.0	16.0	11.2	0.4	2.8	2.5	2.4	2.4